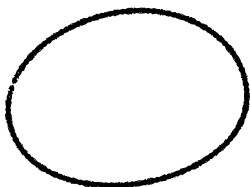
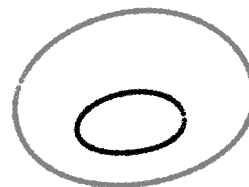


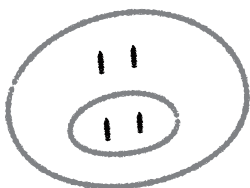
- 1** First draw a MO-val.
(a MO-val is a circle that looks like an egg).



- 2** Inside the MO-val, draw a smaller MO-val.




- 3** Now draw four number 1s.




- 4** Make the top two number 1s bigger (like inflating a balloon).




- 5** Next, take the letter **M** and cut it in half. Place each half on either side for Piggie's ears.



- 6** Draw a backward letter **C**, or a sideways letter **U**, for Piggie's mouth.



- 7** Don't forget to sign your name!



The
THANK YOU BOOK
with
ELEPHANT & PIGGIE
and their pals!

HYPERION BOOKS FOR CHILDREN

Pigeon Presents.com



MY PIGGIE DRAWING

Dear _____

I'm thankful for you.

[sign your name here]