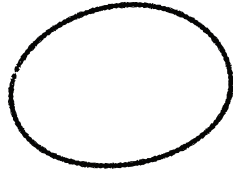
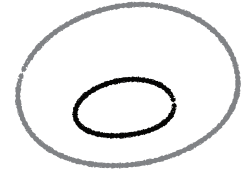


DRAW PIGGIE!

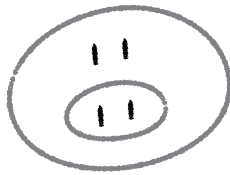
- 1.** First draw a MOval (a MOval is a circle that looks like an egg).



- 2.** Inside the MOval, draw a smaller MOval.




- 3.** Now draw four number 1s.




- 4.** Make the top two number 1s bigger (like inflating a balloon).




- 5.** Next, take the letter M and cut it in half. Place each half on either side for Piggie's ears.



- 6.** Draw a backward letter C, or a sideways letter U, for Piggie's mouth.

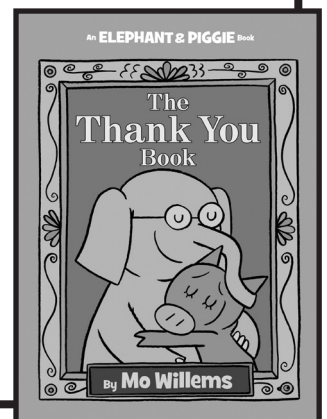


- 7.** Don't forget to sign your name!



The
THANK YOU BOOK
with
ELEPHANT & PIGGIE
and their pals!

HYPERION BOOKS FOR CHILDREN
Pigeon Presents.com



MY PIGGIE DRAWING

Dear _____

I'm thankful for you.

[sign your name here]