


# An ELEPHANT & PIGGIE ART-ivity Game!


## Let's play a SCULPTURE GARDEN GAME!



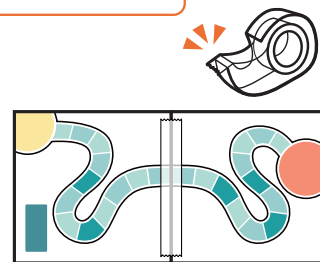
You will need: scissors, tape, game pieces, and a coin.




1. Print out this page and the two game board pages (landscape orientation works best).



2. Cut along the dotted lines on the game board.



3. Align arrows **A** and **B**, then tape the pages together.



4. This game is for two to four players. Pick a game piece for each player. It can be a button, a stamp, a paper clip, or even a scrap of paper.




5. Place your pieces on the game board where it reads **START HERE!**



6. Take turns flipping a coin. If it's "heads," move forward one space. If it's "tails," move forward two spaces. Follow the instructions on your square. First one to finish wins!

**START  
HERE!**

Some  
sculptures  
are of people  
(or pigs).



Some  
sculptures  
are  
interesting  
shapes.



**HAVE A BALL!  
MOVE FORWARD  
ONE SPACE.**

**HOT DOG!  
MOVE BACK  
ONE SPACE!**

**THIS GARDEN  
IS SO COOL!  
TAKE AN EXTRA  
TURN!**

Some  
sculptures  
are historic.



**HEADS**



MOVE FORWARD  
ONE SPACE


**TAILS**



MOVE FORWARD  
TWO SPACES



# An ELEPHANT & PIGGIE ART-ivity Game!




Some sculptures are *made of* everyday things.

FOR A WHEELY FUN TIME, MOVE FORWARD ONE SPACE!


GOT LOST! MOVE BACK ONE SPACE!

LOVE THIS SCULPTURE! MOVE FORWARD FOUR SPACES!

HOORAY! THAT WAS FUN!




Some sculptures spell words!



Some sculptures *look* like everyday things.

UH-OH! FORK IN THE ROAD! SKIP A TURN!



When you are done, make your own sculpture to add to the Sculpture Garden. Then play again!

